

# Modena 100 ore

## Mugello 10.10.2024

### Race - Heat 2 (8 Laps, 42,0 km.)

## Classification

No Drivers	Team	Car	Cl.	Laps	Total Time	Gap	Kph	Best Lap			
								Lap	Time		
1	36 G. JANSSENS / C. JANSSENS	Trafiraod Rallyteam	Porsche 911 Carrera RS	GTS27	8	<b>31:29.054</b>	-	80.0	8	<b>2:45.590</b>	114.0
2	40 D. GUAGLIARDO / G. CAMPEIS	RO Racing	Porsche 911 Carrera 3.0 RSR	GTS27	8	<b>31:29.956</b>	+0.902	79.9	2	<b>2:44.967</b>	114.5
3	43 G. AUDI / C. DE BUSTROS		Porsche 911 Carrera 3.0 RSR	GTS27	8	<b>31:32.374</b>	+3.320	79.8	2	<b>2:48.814</b>	111.9
4	48 P. KADOORIE / D. WELLS		Lancia Stratos HF Gr. 4	GTS26	8	<b>31:32.797</b>	+3.743	79.8	8	<b>2:46.697</b>	113.3
5	51 B. GILL / D. DIDCOCK	GTO Engineering	Ford Escort RS 1600	TC24	8	<b>31:33.167</b>	+4.113	79.8	8	<b>2:49.398</b>	111.5
6	68 M. HUMPHREYS / D. O'HANLON	F&F Racing	Chevrolet Camaro	TA/O	8	<b>31:37.564</b>	+8.510	79.6	8	<b>2:50.672</b>	110.6
7	39 P. MARZATICO / F. FERRARI	Scuderia Mirabella Mille Miglia	Porsche 911 Carrera 3.0 RSR	GTS27	8	<b>31:37.713</b>	+8.659	79.6	2	<b>2:54.045</b>	108.5
8	37 J. YATES / A. LEE	RYP team	Porsche 911 Carrera RSR	GTS27	8	<b>31:42.329</b>	+13.275	79.4	8	<b>2:58.158</b>	106.0
9	54 B. WATTS / M. HEWSON	GTO Engineering	Vauxhall Firenze Magnum 2300	TC24	8	<b>31:42.905</b>	+13.851	79.4	8	<b>2:57.223</b>	106.5
10	58 M. KAMATA / C. ENZ	OKP Alfa Delta Racing Team	Alfa Romeo 1750 GTAm	TC19	8	<b>31:43.226</b>	+14.172	79.4	8	<b>2:53.510</b>	108.8
11	31 K. ROSENBERGER / N. BLEICHER	Rosenberger Classics	Porsche 911 SC	GTS37	8	<b>31:48.013</b>	+18.959	79.2	2	<b>3:00.592</b>	104.6
12	63 B. LABER / L. STOJETZ	Formula GT	Alfa Romeo 1750 GTAm	TC19	8	<b>31:49.541</b>	+20.487	79.1	8	<b>2:56.369</b>	107.1
13	69 H. DE SADELEER / P. GRUBER		BMW 2002 TI	TC19	8	<b>31:49.722</b>	+20.668	79.1	8	<b>2:55.293</b>	107.7
14	53 K. JONES / L. JONES	GTO Engineering	Ford Escort RS 1600	TC24	8	<b>31:50.393</b>	+21.339	79.1	8	<b>2:50.722</b>	110.6
15	62 S. ROVERSI / T. OGGIONI	Scuderia Bologna Squadra Corse	Alfa Romeo 1750 GTAm	TC19	8	<b>31:50.963</b>	+21.909	79.0	8	<b>2:58.289</b>	105.9
16	46 L. ZAMPAGLIONE / S. MASSIMO	Scuderia Mirabella Mille Miglia	Porsche 930 Turbo	GR.5	8	<b>31:55.399</b>	+26.345	78.9	8	<b>2:56.754</b>	106.8
17	55 M. JOHN OF B / . SIBEL	John of B	Ferrari 512M	TSRC18	8	<b>31:56.871</b>	+27.817	78.8	8	<b>2:54.746</b>	108.1
18	34 S. JOCHER / M. JOCHER	Jocher Racing	Opel Ascona 400 Conrero	GTS36	8	<b>31:57.765</b>	+28.711	78.8	8	<b>2:54.156</b>	108.4
19	50 D. TOMLIN / H. TOMLIN	Raceworks Motorsports	Ford Zakspeed Escort MK2	TC24	8	<b>32:00.591</b>	+31.537	78.7	8	<b>2:55.112</b>	107.8
20	44 J. SCHREIBER / A. SCILLA	Pinetti Motorsport	Porsche 911 S	GTS26	8	<b>32:03.619</b>	+34.565	78.5	8	<b>3:04.862</b>	102.1
21	42 T. KURTH / S. MEIER	Scuderia Carolus Magnus	Porsche 911 SC	GTS32	8	<b>32:03.935</b>	+34.881	78.5	2	<b>3:02.446</b>	103.5
22	64 H. LUGINB HL / F. LUGINB HL		Alfa Romeo 1750 GTAm	TC19	8	<b>32:14.654</b>	+45.600	78.1	2	<b>3:08.951</b>	99.9
23	38 A. ZOLI / G. ROSSINI	Scuderia Nuvolari	Porsche 911 Carrera RSR	GTS27	8	<b>32:20.031</b>	+50.977	77.9	2	<b>3:06.015</b>	101.5
24	27 D. ATCHERLEY / R. POOLE	Retro Rally Group	Ferrari 308 GTB Michelotto	GTS37	8	<b>32:20.387</b>	+51.333	77.8	8	<b>3:06.053</b>	101.5
25	32 R. BRUNORI / M. TORLASCO		Porsche 911 SC	GTS37	8	<b>32:22.704</b>	+53.650	77.8	8	<b>3:13.923</b>	97.4
26	29 J. CROSSLAND / L. DITCHBURN	GTO Engineering	Ferrari 308 GTB	GTS42	8	<b>32:23.584</b>	+54.530	77.7	2	<b>3:10.107</b>	99.3
27	33 N. MCMAHON / D. REES HEATLEY		Ford MkII Escort RS 1800	GTS36	8	<b>32:23.801</b>	+54.747	77.7	8	<b>3:11.988</b>	98.3
28	30 G. VERHOFSTADT / L. DE MEEUS		Ferrari 308 GTB	GTS37	8	<b>32:31.000</b>	+1:01.946	77.4	8	<b>3:09.868</b>	99.4
29	47 E. MATTIOLI FERRARI / H. ALI KEDIER	Bacchelli & Villa	Lancia Beta 1800 Coup	GTS26	8	<b>32:33.642</b>	+1:04.588	77.3	8	<b>3:12.257</b>	98.2
30	61 J. JELGERHUIS SWILDENS / S. JELGERHUIS SWILDENS	Pastorelli Classics	Alfa Romeo 1750 GTAm	TC19	8	<b>32:35.849</b>	+1:06.795	77.2	8	<b>3:18.587</b>	95.1
31	67 M. MCGARRY / A. DUCLOS		Porsche 911 S	GTS21	8	<b>32:41.149</b>	+1:12.095	77.0	8	<b>3:16.771</b>	96.0
32	49 C. ONDRAK / M. BORTOLAMI	OKP Alfa Delta Racing Team	Fiat 124 CSA	GTS26	8	<b>32:57.537</b>	+1:28.483	76.4	8	<b>3:24.356</b>	92.4
33	56 P. VANDROMME / F. VIVIER	Classic Evenements	Ford GT40	TSRC51	8	<b>33:04.431</b>	+1:35.377	76.1	8	<b>3:31.426</b>	89.3
34	60 B. ALLEMANN / U. ALLEMANN		Alfa Romeo 1750 GTAm	TC19	8	<b>33:16.755</b>	+1:47.701	75.7	8	<b>3:39.580</b>	86.0
35	65 A. ROSS / H. ROSS	Raceworks Motorsports	Alfa Romeo 1750 Spider Veloce	GTS16	8	<b>33:17.616</b>	+1:48.562	75.6	8	<b>3:43.252</b>	84.6
36	35 F. LIBERATORE / M. AMBROGI	Scuderia del Grifone	Alfa Romeo Alfieta GT 6 2500	TC34	7	<b>28:56.387</b>	1 Lap	76.1	2	<b>2:58.310</b>	105.9
37	28 J. OLIVEIRA / V. ROSARIO		Ferrari 308 GTB Michelotto	GTS37	7	<b>29:28.021</b>	1 Lap	74.8	2	<b>3:41.899</b>	85.1
38	45 T. MAHMOUD / G. MAHMOUD	Historika	Porsche 911 ST	GTS26	7	<b>32:32.071</b>	1 Lap	67.7	7	<b>3:15.270</b>	96.7
39	59 J. VON MUSCHWITZ / D. VON MUSCHWITZ	OKP Alfa Delta Racing Team	Alfa Romeo 1750 GTAm	TC19	1	<b>3:20.998</b>	7 Laps	93.9			
40	52 I. DALGLISH / G. MCCULLOCH	GTO Engineering	Ford Escort RS 1600	TC24	1	<b>3:27.087</b>	7 Laps	91.2			
41	57 T. KERN / G. PIETRO ROSSETTI	Bemani	Shelby Cobra 427 S/C	TSRC51							
<b>Not Started</b>											
26	P. BRUEHWILER / S. BRUEHWILER		Ferrari 308 GTB Michelotto	GTS37							
25	C. PIERRE / V. BREYNAT	CMR	Ferrari 308 GTB Michelotto	GTS37W							
66	A. FRANCESCHETTI / C. FRANCESCHETTI		Porsche 911 ST	GTS21							

Pole Position:

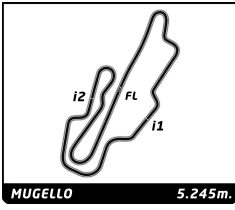
Fastest Lap:

Lap 2	Domenico GUAGLIARDO	<b>2:44.967</b>	114.5 Kph
-------	---------------------	-----------------	-----------

Published at: .....

Track Status: **WET**

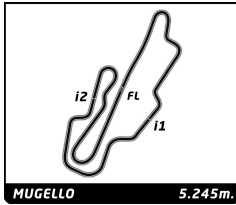
<b>Race Director:</b> Antonio CANU	<b>Timekeeper:</b> Andrea Rapi
---------------------------------------	-----------------------------------



**Modena 100 ore**  
**Mugello 10.10.2024**  
**Race - Heat 2**

**Lap Chart**

No	Pos	Grid	Lap							
			1	2	3	4	5	6	7	8
40	<b>1</b>	40	40	40	40	40	40	40	40	36
31	<b>2</b>	31	43	43	43	43	43	43	43	40
55	<b>3</b>	55	36	39	39	39	39	39	36	43
39	<b>4</b>	39	39	36	36	36	36	36	39	48
37	<b>5</b>	37	37	51	51	51	51	51	51	51
43	<b>6</b>	43	31	37	37	37	37	37	37	68
63	<b>7</b>	63	63	54	54	54	54	54	31	39
62	<b>8</b>	62	51	31	31	31	31	31	54	37
54	<b>9</b>	54	54	48	48	48	48	48	48	54
36	<b>10</b>	36	62	68	68	68	68	68	68	58
52	<b>11</b>	52	68	58	58	58	58	58	58	31
42	<b>12</b>	42	58	62	62	62	62	62	62	63
68	<b>13</b>	68	48	63	63	63	63	63	63	69
57	<b>14</b>	57	42	69	69	69	69	69	69	53
64	<b>15</b>	64	69	42	42	42	42	42	42	62
58	<b>16</b>	58	44	35	35	35	35	35	35	46
32	<b>17</b>	32	46	44	44	44	44	44	46	55
46	<b>18</b>	46	64	46	46	46	46	46	44	34
59	<b>19</b>	59	35	53	53	53	53	53	53	50
69	<b>20</b>	69	45	64	64	64	64	64	55	44
45	<b>21</b>	45	55	55	55	55	55	55	34	42
49	<b>22</b>	49	32	34	34	34	34	34	64	64
28	<b>23</b>	28	38	38	38	38	38	38	38	38
60	<b>24</b>	60	34	50	50	50	50	50	50	27
26	<b>25</b>	26	53	32	32	32	32	32	32	32
44	<b>26</b>	44	50	33	33	33	33	33	33	29
67	<b>27</b>	67	59	29	29	29	29	29	29	33
56	<b>28</b>	56	52	27	27	27	27	27	27	30
61	<b>29</b>	61	33	61	61	61	61	61	61	47
38	<b>30</b>	38	27	47	47	47	47	47	30	61
25	<b>31</b>	25	29	67	67	67	67	67	47	67
35	<b>32</b>	35	61	30	30	30	30	30	67	49
33	<b>33</b>	33	47	28	28	28	28	28	28	56
50	<b>34</b>	50	67	65	65	65	65	65	56	60
51	<b>35</b>	51	28	56	56	56	56	56	49	65
48	<b>36</b>	48	30	49	49	49	49	49	65	
47	<b>37</b>	47	65	60	60	60	60	60	60	
65	<b>38</b>	65	56	45	45	45	45	45	45	
27	<b>39</b>	27	49							
30	<b>40</b>	30	60							
34	<b>41</b>	34								
53	<b>42</b>	53								
66	<b>43</b>	66								
29	<b>44</b>	29								



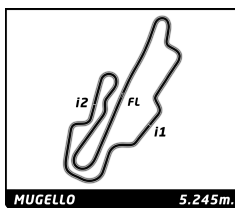
# Modena 100 ore

## Mugello 10.10.2024

### Race - Heat 2

#### Best Sector Times

Sector 1			Sector 2			Sector 3			No Team	Class	Ideal Lap	Best Lap
No	Driver	Time	No	Driver	Time	No	Driver	Time				
1	40 D.GUAGLIARDO	54.836	40 D.GUAGLIARDO	52.506	48 P.KADOORIE	55.647	1	40 RO Racing	GTS27	2:43.671	2:44.967 (1)	
2	43 G.AUDI	54.870	36 G.JANSENS	52.522	36 G.JANSENS	56.116	2	36 Trafiraod Rallyteam	GTS27	2:44.332	2:45.590 (2)	
3	36 G.JANSENS	55.694	43 G.AUDI	52.763	34 S.JOCHER	56.212	3	43	GTS27	2:45.666	2:48.814 (4)	
4	48 P.KADOORIE	56.976	51 B.GILL	52.823	40 D.GUAGLIARDO	56.329	4	48	GTS26	2:46.335	2:46.697 (3)	
5	51 B.GILL	57.168	48 P.KADOORIE	53.712	53 K.JONES	57.114	5	51 GTO Engineering	TC24	2:47.527	2:49.398 (5)	
6	58 M.KAMATA	57.945	68 M.HUMPHREYS	53.901	55 M.JOHN OF B	57.208	6	37 RYR team	GTS27	2:49.686	2:58.158 (17)	
7	54 B.WATTS	57.998	37 J.YATES	54.224	68 M.HUMPHREYS	57.275	7	53 GTO Engineering	TC24	2:50.556	2:50.722 (7)	
8	37 J.YATES	58.051	53 K.JONES	54.287	37 J.YATES	57.411	8	68 F&F Racing	TA/O	2:50.672	2:50.672 (6)	
9	39 P.MARZATICO	58.154	58 M.KAMATA	54.677	51 B.GILL	57.536	9	39 Scuderia Mirabella Mille Miglia	GTS27	2:51.404	2:54.045 (9)	
10	63 B.LABER	58.757	38 A.ZOLI	54.764	43 G.AUDI	58.033	10	58 OKP Alfa Delta Racing Team	TC19	2:51.528	2:53.510 (8)	
11	62 S.ROVERSI	58.920	39 P.MARZATICO	55.097	39 P.MARZATICO	58.153	11	34 Jocher Racing	GTS36	2:51.573	2:54.156 (10)	
12	50 D.TOMLIN	58.954	54 B.WATTS	55.163	69 H.DE SADELEER	58.642	12	54 GTO Engineering	TC24	2:52.707	2:57.223 (16)	
13	31 K.ROSENBERGER	59.074	35 F.LIBERATORE	55.732	63 B.LABER	58.681	13	63 Formula GT	TC19	2:53.394	2:56.369 (14)	
14	53 K.JONES	59.155	63 B.LABER	55.956	50 D.TOMLIN	58.727	14	31 Rosenberger Classics	GTS37	2:54.164	3:00.592 (20)	
15	34 S.JOCHER	59.276	34 S.JOCHER	56.085	31 K.ROSENBERGER	58.815	15	55 John of B	TSRC18	2:54.450	2:54.746 (11)	
16	52 I.DALGLISH	59.280	46 L.ZAMPAGLIONE	56.181	58 M.KAMATA	58.906	16	69	TC19	2:54.988	2:55.293 (13)	
17	68 M.HUMPHREYS	59.496	31 K.ROSENBERGER	56.275	46 L.ZAMPAGLIONE	59.153	17	50 Raceworks Motorsports	TC24	2:55.112	2:55.112 (12)	
18	69 H.DE SADELEER	59.676	62 S.ROVERSI	56.505	52 I.DALGLISH	59.290	18	62 Scuderia Bologna Squadra Corse	TC19	2:55.352	2:58.289 (18)	
19	55 M.JOHN OF B	59.857	69 H.DE SADELEER	56.670	54 B.WATTS	59.546	19	46 Scuderia Mirabella Mille Miglia	GR.5	2:55.761	2:56.754 (15)	
20	46 L.ZAMPAGLIONE	1:00.427	32 R.BRUNORI	56.916	29 J.CROSSLAND	59.567	20	35 Scuderia del Grifone	TC34	2:56.011	2:58.310 (19)	
21	35 F.LIBERATORE	1:00.649	44 J.SCHREIBER	57.130	35 F.LIBERATORE	59.630	21	52 GTO Engineering	TC24	2:56.102		
22	29 J.CROSSLAND	1:01.450	55 M.JOHN OF B	57.385	62 S.ROVERSI	59.927	22	29 GTO Engineering	GTS42	2:59.523	3:10.107 (27)	
23	42 T.KURTH	1:01.813	50 D.TOMLIN	57.431	44 J.SCHREIBER	1:00.103	23	44 Pinetti Motorsport	GTS26	2:59.837	3:04.862 (22)	
24	32 R.BRUNORI	1:02.499	64 H.LUGINB HL	57.510	38 A.ZOLI	1:01.347	24	38 Scuderia Nuvolari	GTS27	2:59.896	3:06.015 (23)	
25	27 D.ATCHERLEY	1:02.522	52 I.DALGLISH	57.532	42 T.KURTH	1:01.473	25	42 Scuderia Carolus Magnus	GTS32	3:00.884	3:02.446 (21)	
26	44 J.SCHREIBER	1:02.604	42 T.KURTH	57.598	64 H.LUGINB HL	1:01.681	26	32	GTS37	3:02.777	3:13.923 (30)	
27	33 N.MCMAHON	1:03.071	45 T.MAHMOUD	57.983	45 T.MAHMOUD	1:02.688	27	64	TC19	3:02.981	3:08.951 (25)	
28	47 E.MATTIOLI FERRARI	1:03.450	59 J.VON MUSCHWITZ	58.336	27 D.ATCHERLEY	1:03.201	28	27 Retro Rally Group	GTS37	3:04.873	3:06.053 (24)	
29	30 G.VERHOFSTADT	1:03.632	29 J.CROSSLAND	58.506	32 R.BRUNORI	1:03.362	29	45 Historika	GTS26	3:05.145	3:15.270 (31)	
30	61 J.JELGERHUIS SWILDENS	1:03.691	27 D.ATCHERLEY	59.150	30 G.VERHOFSTADT	1:03.623	30	33	GTS36	3:06.000	3:11.988 (28)	
31	38 A.ZOLI	1:03.785	33 N.MCMAHON	59.242	33 N.MCMAHON	1:03.687	31	59 OKP Alfa Delta Racing Team	TC19	3:07.007		
32	64 H.LUGINB HL	1:03.790	61 J.JELGERHUIS SWILDENS	1:01.078	59 J.VON MUSCHWITZ	1:03.874	32	30	GTS37	3:09.868	3:09.868 (26)	
33	45 T.MAHMOUD	1:04.474	47 E.MATTIOLI FERRARI	1:02.455	47 E.MATTIOLI FERRARI	1:05.341	33	47 Bacchelli & Villa	GTS26	3:11.246	3:12.257 (29)	
34	59 J.VON MUSCHWITZ	1:04.797	30 G.VERHOFSTADT	1:02.613	67 M.MCGARRY	1:05.726	34	61 Pastorelli Classics	TC19	3:12.206	3:18.587 (33)	
35	67 M.MCGARRY	1:05.442	67 M.MCGARRY	1:04.242	61 J.JELGERHUIS SWILDENS	1:07.437	35	67	GTS21	3:15.410	3:16.771 (32)	
36	49 C.ONDRAK	1:06.642	49 C.ONDRAK	1:05.996	28 J.OLIVEIRA	1:08.387	36	49 OKP Alfa Delta Racing Team	GTS26	3:24.356	3:24.356 (34)	
37	28 J.OLIVEIRA	1:09.880	65 A.ROSS	1:06.380	65 A.ROSS	1:10.571	37	28	GTS37	3:26.592	3:41.899 (37)	
38	56 P.VANDROMME	1:11.444	28 J.OLIVEIRA	1:08.325	56 P.VANDROMME	1:10.635	38	56 Classic Evenements	TSRC51	3:30.665	3:31.426 (35)	
39	60 B.ALLEMANN	1:13.024	56 P.VANDROMME	1:08.586	49 C.ONDRAK	1:11.718	39	65 Raceworks Motorsports	GTS16	3:32.557	3:43.252 (38)	
40	65 A.ROSS	1:15.606	60 B.ALLEMANN	1:10.077	60 B.ALLEMANN	1:13.165	40	60	TC19	3:36.266	3:39.580 (36)	



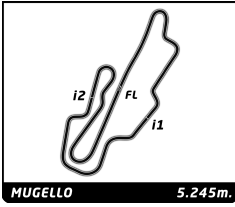
# Modena 100 ore

## Mugello 10.10.2024

### Race - Heat 2

#### Best Top Speed

Team	Car	Class	Top Speed Driver	Top 1		Top 2		Top 3		Top 4		Top 5		
				Kph	Lap	Kph	Lap	Kph	Lap	Kph	Lap	Kph	Lap	Avg
40 RO Racing	Porsche 911 Carrera 3.0 RSR	GTS27	D. GUAGLIARDO	212.3	8	201.0	2	92.8	3	83.2	4	79.2	5	133,7
36 Trafiraod Rallyteam	Porsche 911 Carrera RS	GTS27	G. JANSSENS	200.2	8	183.0	2	153.6	3	89.6	4	77.6	5	140,8
31 Rosenberger Classics	Porsche 911 SC	GTS37	K. ROSENBERGER	199.5	2	174.5	8	146.9	3	84.9	4	73.9	5	135,9
63 Formula GT	Alfa Romeo 1750 GTAm	TC19	B. LABER	198.0	8	181.2	2	142.5	3	108.2	4	79.6	5	141,9
42 Scuderia Carolus Magnus	Porsche 911 SC	GTS32	T. KURTH	197.7	8	171.8	2	134.6	3	95.7	5	94.8	4	138,9
55 John of B	Ferrari 512M	TSRC18	M. JOHN OF B	197.0	8	173.4	2	140.6	3	105.7	4	86.1	5	140,6
34 Jocher Racing	Opel Ascona 400 Conrero	GTS36	S. JOCHER	194.1	8	159.2	2	141.9	3	104.3	4	85.7	5	137,0
62 Scuderia Bologna Squadra Corse	Alfa Romeo 1750 GTAm	TC19	S. ROVERSI	194.1	8	152.9	2	139.2	3	96.6	4	80.5	5	132,7
43	Porsche 911 Carrera 3.0 RSR	GTS27	G. AUDI	189.7	2	189.7	3	182.1	8	82.9	4	78.7	5	144,6
69	BMW 2002 TI	TC19	H. DE	189.7	8	185.2	2	143.1	3	101.9	4	89.6	5	141,9
53 GTO Engineering	Ford Escort RS 1600	TC24	K. JONES	189.1	8	175.9	2	154.0	3	107.2	4	86.8	5	142,6
38 Scuderia Nuvolari	Porsche 911 Carrera RSR	GTS27	A. ZOLI	187.4	8	143.2	2	137.8	3	100.5	4	83.4	5	130,5
27 Retro Rally Group	Ferrari 308 GTB Michelotto	GTS37	D. ATCHERLEY	187.1	8	167.3	2	147.9	3	101.7	4	89.1	5	138,6
48	Lancia Stratos HF Gr. 4	GTS26	P. KADOORIE	184.6	8	173.7	2	159.6	3	85.2	4	80.2	5	136,7
58 OKP Alfa Delta Racing Team	Alfa Romeo 1750 GTAm	TC19	M. KAMATA	184.6	8	157.3	3	155.3	2	79.7	4	78.4	5	131,1
30	Ferrari 308 GTB	GTS37	G. VERHOFSTADT	182.4	8	158.7	2	113.7	4	102.6	3	85.8	5	128,6
44 Pinetti Motorsport	Porsche 911 S	GTS26	J. SCHREIBER	182.4	8	166.5	2	140.1	3	89.9	4	88.0	5	133,4
46 Scuderia Mirabella Mille Miglia	Porsche 930 Turbo	GR.5	L. ZAMPAGLIONE	178.2	8	162.3	3	154.9	2	101.9	4	91.4	5	137,7
51 GTO Engineering	Ford Escort RS 1600	TC24	B. GILL	175.1	8	157.3	2	140.3	3	91.1	4	75.4	5	127,8
39 Scuderia Mirabella Mille Miglia	Porsche 911 Carrera 3.0 RSR	GTS27	P. MARZATICO	173.4	8	165.2	2	150.6	3	85.1	4	77.3	5	130,3
33	Ford MkII Escort RS 1800	GTS36	N. MCMAHON	172.8	8	166.0	2	158.3	3	97.4	4	87.8	5	136,5
37 RYR team	Porsche 911 Carrera RSR	GTS27	J. YATES	172.8	3	161.1	2	159.4	8	87.2	4	75.4	5	131,2
50 Raceworks Motorsports	Ford Zakspeed Escort MK2	TC24	D. TOMLIN	170.7	8	139.4	3	133.1	2	96.1	4	86.2	5	125,1
29 GTO Engineering	Ferrari 308 GTB	GTS42	J. CROSSLAND	167.8	8	160.8	2	146.1	3	100.0	4	87.8	5	132,5
49 OKP Alfa Delta Racing Team	Fiat 124 CSA	GTS26	C. ONDRAK	162.5	8	158.0	2	136.1	3	135.9	4	76.1	5	133,7
67	Porsche 911 S	GTS21	M. MCGARRY	161.5	8	145.7	2	110.9	4	108.2	3	84.3	6	122,1
64	Alfa Romeo 1750 GTAm	TC19	H. LUGINB HL	156.7	8	145.9	3	143.2	2	101.1	4	86.8	5	126,7
68 F&F Racing	Chevrolet Camaro	TA/O	M. HUMPHREYS	155.3	8	154.2	3	152.3	2	78.9	4	77.4	5	123,6
45 Historika	Porsche 911 ST	GTS26	T. MAHMOUD	154.4	7	134.1	2	91.3	4	85.7	3	77.3	6	108,6
54 GTO Engineering	Vauxhall Firenze Magnum 2300	TC24	B. WATTS	154.2	3	153.1	8	146.3	2	84.9	4	74.2	5	122,5
61 Pastorelli Classics	Alfa Romeo 1750 GTAm	TC19	J. JELGERHUIS SWILDENS	152.1	3	150.4	8	150.2	2	92.4	4	91.7	5	127,4
47 Bacchelli & Villa	Lancia Beta 1800 Coup	GTS26	E. MATTIOLI FERRARI	147.3	8	145.9	2	116.7	3	115.5	4	85.3	5	122,1
35 Scuderia del Grifone	Alfa Romeo Alfetta GT 6 2500	TC34	F. LIBERATORE	145.9	2	126.7	3	98.7	5	93.4	4	67.5	6	106,4
32	Porsche 911 SC	GTS37	R. BRUNORI	142.1	8	125.4	3	119.2	2	97.6	4	84.0	5	113,7
28	Ferrari 308 GTB Michelotto	GTS37	J. OLIVEIRA	141.4	4	134.1	2	133.4	3	85.5	5	82.7	6	115,4
65 Raceworks Motorsports	Alfa Romeo 1750 Spider Veloce	GTS16	A. ROSS	136.9	4	134.6	2	132.6	3	129.3	8	80.6	6	122,8
56 Classic Evenements	Ford GT40	TSRC51	P. VANDROMME	132.9	2	129.4	8	120.9	4	119.9	3	78.4	6	116,3
60	Alfa Romeo 1750 GTAm	TC19	B. ALLEMANN	128.2	2	127.9	8	127.3	4	112.5	5	106.7	3	120,5
25 CMR	Ferrari 308 GTB Michelotto	GTS37W												
26	Ferrari 308 GTB Michelotto	GTS37												
52 GTO Engineering	Ford Escort RS 1600	TC24	I. DALGLISH											
57 Bemani	Shelby Cobra 427 S/C	TSRC51												
59 OKP Alfa Delta Racing Team	Alfa Romeo 1750 GTAm	TC19	J. VON MUSCHWITZ											
66	Porsche 911 ST	GTS21												

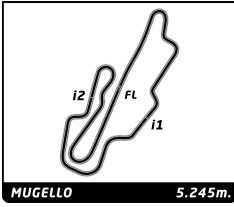


**Modena 100 ore**  
Mugello 10.10.2024  
Race - Heat 2

**Fastest Lap Sequence**

Elapsed	No Team	Car	Class	Driver	Time	Kph	Lap
5:33.608	40 RO Racing	Porsche 911 Carrera 3.0 RSR	GTS27	Domenico GUAGLIARDO	<b>2:44.967</b>	114.5	2



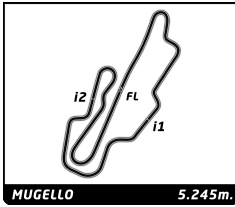


**Modena 100 ore**  
 Mugello 10.10.2024  
 Race - Heat 2

Analysis by lap

Lapped ■

No	Lap Time	Gap	No	Lap Time	Gap	No	Lap Time	Gap	No	Lap Time	Gap
43	2:49.083	3.320									
48	2:46.697	3.743									
51	2:49.398	4.113									
68	2:50.672	8.510									
39	2:54.214	8.659									
37	2:58.158	13.275									
54	2:57.223	13.851									
58	2:53.510	14.172									
31	3:02.679	18.959									
63	2:56.369	20.487									
69	2:55.293	20.668									
53	2:50.722	21.339									
62	2:58.289	21.909									
46	2:56.754	26.345									
55	2:54.746	27.817									
34	2:54.156	28.711									
50	2:55.112	31.537									
44	3:04.862	34.565									
42	3:08.872	34.881									
64	3:10.041	45.600									
38	3:15.306	50.977									
27	3:06.053	51.333									
32	3:13.923	53.650									
29	3:11.328	54.530									
33	3:11.988	54.747									
30	3:09.868	1:01.946									
<b>45</b>	3:15.270	1 Lap									
47	3:12.257	1:04.588									
61	3:18.587	1:06.795									
67	3:16.771	1:12.095									
49	3:24.356	1:28.483									
56	3:31.426	1:35.377									
60	3:39.580	1:47.701									
65	3:43.252	1:48.562									



# Modena 100 ore Mugello 10.10.2024 Race - Heat 2

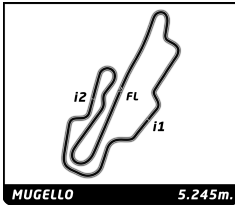
## Sector Analysis

— Invalidated Lap    ■ Personal Best    ■ Session Best    B Crossing the pit lane

Lap	Time	Sector 1	Sector 2	Sector 3	T.Sp	Elapsed	Lap	Time	Sector 1	Sector 2	Sector 3	T.Sp	Elapsed
<b>27</b> Retro Rally Group 1. David ATCHERLEY 2. Richard POOLE Ferrari 308 GTB Michelotto GTS37							6	5:02.056	1:37.309	1:31.218	1:53.529	66.2	24:12.742
1	3:30.685	1:27.239	1:00.245	<b>1:03.201</b>		3:30.685	7	4:32.592	1:44.663	1:37.812	1:10.117	66.3	28:45.334
2	3:12.798	<b>1:02.522</b>	1:00.293	1:09.983	167.3	6:43.483	8	3:02.679	1:00.936	1:00.421	1:01.322	174.5	31:48.013
3	3:50.151	1:06.349	1:08.898	1:34.904	147.9	10:33.634	<b>32</b> Porsche 911 SC 1. Ruggero BRUNORI 2. Marco TORLASCO GTS37						
4	4:25.958	1:22.981	1:28.139	1:34.838	101.7	14:59.592	1	3:18.432	1:18.154	<b>56.916</b>	<b>1:03.362</b>		3:18.432
5	4:36.372	1:30.877	1:26.470	1:39.025	89.1	19:35.964	2	3:15.001	1:06.491	58.643	1:09.867	119.2	6:33.433
6	5:07.024	1:37.033	1:31.253	1:58.738	70.1	24:42.988	3	3:56.200	1:04.164	1:15.809	1:36.227	125.4	10:29.633
7	4:31.346	1:38.116	1:44.033	1:09.197	83.2	29:14.334	4	4:26.083	1:22.164	1:27.041	1:36.878	97.6	14:55.716
8	<b>3:06.053</b>	1:03.616	<b>59.150</b>	1:03.287	187.1	32:20.387	5	4:36.823	1:29.712	1:26.505	1:40.606	84.0	19:32.539
<b>28</b> 1. Jos OLIVEIRA 2. Valter ROSARIO Ferrari 308 GTB Michelotto GTS37							6	5:07.049	1:36.538	1:29.627	2:00.884	72.2	24:39.588
1	3:45.210	1:28.498	<b>1:08.325</b>	<b>1:08.387</b>		3:45.210	7	4:29.193	1:37.242	1:42.958	1:08.993	73.6	29:08.781
2	<b>3:41.899</b>	<b>1:09.880</b>	1:14.484	1:17.535	134.1	7:27.109	8	<b>3:13.923</b>	<b>1:02.499</b>	59.356	1:12.068	142.1	32:22.704
3	3:45.385	1:14.197	1:14.239	1:16.949	133.4	11:12.494	<b>33</b> Ford MkII Escort RS 1800 1. Neil MCMAHON 2. Dale REES HEATLEY GTS36						
4	3:53.137	1:12.833	1:13.808	1:26.496	141.4	15:05.631	1	3:27.620	1:24.691	<b>59.242</b>	<b>1:03.687</b>		3:27.620
5	4:37.216	1:31.657	1:29.810	1:35.749	85.5	19:42.847	2	3:13.759	<b>1:03.071</b>	1:00.653	1:10.035	166.0	6:41.379
6	5:06.225	1:35.796	1:34.856	1:55.573	82.7	24:49.072	3	3:49.220	1:04.860	1:09.108	1:35.252	158.3	10:30.599
7	4:38.949	1:39.940	1:46.131	1:12.878	67.3	29:28.021	4	4:26.406	1:23.120	1:27.365	1:35.921	97.4	14:57.005
<b>29</b> GTO Engineering 1. James CROSSLAND 2. Loic DITCHBURN Ferrari 308 GTB GTS42							5	4:36.662	1:30.455	1:26.461	1:39.746	87.8	19:33.667
1	3:31.763	1:29.563	1:02.633	<b>59.567</b>		3:31.763	6	5:06.936	1:36.909	1:30.630	1:59.397	72.2	24:40.603
2	<b>3:10.107</b>	<b>1:01.450</b>	<b>58.506</b>	1:10.151	160.8	6:41.870	7	4:31.210	1:37.823	1:44.199	1:09.188	77.5	29:11.813
3	3:50.529	1:05.031	1:09.735	1:35.763	146.1	10:32.399	8	<b>3:11.988</b>	1:07.250	1:00.663	1:04.075	172.8	32:23.801
4	4:25.647	1:23.026	1:27.275	1:35.346	100.0	14:58.046	<b>34</b> Jocher Racing 1. Stephan JOCHER 2. Matthias JOCHER Opel Ascona 400 Conrero GTS36						
5	4:36.485	1:31.139	1:25.638	1:39.708	87.8	19:34.531	1	3:19.757	1:22.423	56.924	1:00.410		3:19.757
6	5:07.203	1:37.504	1:30.177	1:59.522	71.6	24:41.734	2	3:04.029	1:01.133	<b>56.085</b>	1:06.811	159.2	6:23.786
7	4:30.522	1:37.809	1:44.088	1:08.625	81.7	29:12.256	3	4:01.624	1:04.444	1:20.973	1:36.207	141.9	10:25.410
8	3:11.328	1:06.295	58.893	1:06.140	167.8	32:23.584	4	4:26.935	1:22.705	1:26.205	1:38.025	104.3	14:52.345
<b>30</b> 1. Guy VERHOFSTADT 2. Laurent DE MEEUS Ferrari 308 GTB GTS37							5	4:36.612	1:29.163	1:26.595	1:40.854	85.7	19:28.957
1	3:48.891	1:34.510	1:08.075	1:06.306		3:48.891	6	5:05.211	1:36.807	1:29.857	1:58.547	73.2	24:34.168
2	3:27.343	1:07.122	1:09.306	1:10.915	158.7	7:16.234	7	4:29.441	1:39.895	1:40.895	1:08.651	72.4	29:03.609
3	3:31.995	1:14.839	1:06.038	1:11.118	102.6	10:48.229	8	<b>2:54.156</b>	<b>59.276</b>	58.668	<b>56.212</b>	194.1	31:57.765
4	4:16.686	1:14.141	1:32.948	1:29.597	113.7	15:04.915	<b>35</b> Scuderia del Grifone 1. Francesco LIBERATORE 2. Marianna AMBROGI Alfa Romeo Alfetta GT 6 2500 TC34						
5	4:37.055	1:30.825	1:29.585	1:36.645	85.8	19:41.970	1	3:15.131	1:19.769	<b>55.732</b>	<b>59.630</b>		3:15.131
6	5:06.617	1:35.547	1:33.773	1:57.297	82.6	24:48.587	2	<b>2:58.310</b>	<b>1:00.649</b>	56.310	1:01.351	145.9	6:13.441
7	4:32.545	1:39.610	1:45.354	1:07.581	75.1	29:21.132	3	4:05.321	1:06.193	1:21.733	1:37.395	126.7	10:18.762
8	<b>3:09.868</b>	<b>1:03.632</b>	<b>1:02.613</b>	<b>1:03.623</b>	182.4	32:31.000	4	4:26.679	1:20.028	1:26.993	1:39.658	93.4	14:45.441
<b>31</b> Rosenberger Classics 1. Kris ROSENBERGER 2. Nicola BLEICHER Porsche 911 SC GTS37							5	4:35.932	1:26.719	1:26.331	1:42.882	98.7	19:21.373
1	3:01.518	1:06.428	<b>56.275</b>	<b>58.815</b>		3:01.518	6	5:03.184	1:35.716	1:31.486	1:55.982	67.5	24:24.557
2	<b>3:00.592</b>	<b>59.074</b>	57.717	1:03.801	199.5	6:02.110	7	4:31.830	1:42.891	1:38.278	1:10.661	62.7	28:56.387
3	4:03.354	1:05.284	1:24.963	1:33.107	146.9	10:05.464	<b>36</b> Trafirad Rallyteam 1. Glenn JANSSENS 2. Conrad JANSSENS Porsche 911 Carrera RS GTS27						
4	4:26.591	1:24.696	1:25.521	1:36.374	84.9	14:32.055	1	2:56.689	1:06.705	<b>52.522</b>	57.462		2:56.689
5	4:38.631	1:30.260	1:26.463	1:41.908	73.9	19:10.686	2	2:57.422	56.088	1:01.438	59.896	183.0	5:54.111







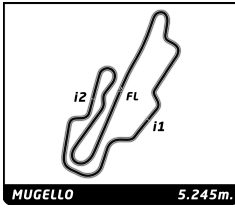
# Modena 100 ore Mugello 10.10.2024 Race - Heat 2

## Sector Analysis

— Invalidated Lap   ■ Personal Best   ■ Session Best   B Crossing the pit lane

Lap	Time	Sector 1	Sector 2	Sector 3	T.Spd	Elapsed	Lap	Time	Sector 1	Sector 2	Sector 3	T.Spd	Elapsed
6	5:03.242	1:35.968	1:31.259	1:56.015	56.5	24:27.458	2	2:52.792	57.839	53.512	1:01.441	157.3	5:56.154
7	4:31.187	1:42.386	1:40.119	1:08.682	54.1	28:58.645	3	4:06.271	1:04.042	1:28.898	1:33.331	140.3	10:02.425
8	<b>2:56.754</b>	<b>1:00.427</b>	57.174	<b>59.153</b>	178.2	31:55.399	4	4:27.017	1:24.306	1:25.859	1:36.852	91.1	14:29.442
<b>47</b> <b>Bacchelli &amp; Villa</b> Lancia Beta 1800 Coup 1.Enzo MATTIOLI FERRARI GTS26 2.Hussein ALI KEDIER							5 4:38.154 1:29.784 1:26.082 1:42.288 75.4 19:07.596 6 5:01.889 1:36.527 1:31.650 1:53.712 66.3 24:09.485 7 4:34.284 1:44.460 1:36.855 1:12.969 66.5 28:43.769 8 <b>2:49.398</b> <b>57.168</b> 54.011 58.219 175.1 31:33.167						
<b>48</b> Lancia Stratos HF Gr. 4 1.Philip KADOORIE GTS26 2.Daniel WELLS							<b>52</b> GTO Engineering Ford Escort RS 1600 1.Ian DALGLISH TC24 2.Gordon MCCULLOCH 1 3:27.087 1:30.265 <b>57.532</b> <b>59.290</b> 3:27.087						
1 3:39.264 1:29.174 1:03.792 1:06.298 3:39.264 2 3:33.821 <b>1:03.450</b> 1:07.332 1:23.039 145.9 7:13.085 3 3:32.491 1:11.294 1:06.999 1:14.198 116.7 10:45.576 4 4:16.832 1:13.668 1:32.790 1:30.374 115.5 15:02.408 5 4:36.810 1:31.085 1:28.761 1:36.964 85.3 19:39.218 6 5:07.830 1:36.046 1:33.139 1:58.645 82.7 24:47.048 7 4:34.337 1:37.552 1:45.703 1:11.082 78.2 29:21.385 8 <b>3:12.257</b> 1:04.461 <b>1:02.455</b> <b>1:05.341</b> 147.3 32:33.642							<b>53</b> GTO Engineering Ford Escort RS 1600 1. Kevin JONES TC24 2. Lee Kevin JONES 1 3:19.918 1:22.420 56.222 1:01.276 3:19.918 2 3:01.418 <b>59.155</b> 57.092 1:05.171 175.9 6:21.336 3 4:02.021 1:04.477 1:21.034 1:36.510 154.0 10:23.357 4 4:26.750 1:22.259 1:25.981 1:38.510 107.2 14:50.107 5 4:35.832 1:28.196 1:26.230 1:41.406 86.8 19:25.939 6 5:05.397 1:36.527 1:30.353 1:58.517 59.1 24:31.336 7 4:28.335 1:39.694 1:40.184 1:08.457 72.8 28:59.671 8 <b>2:50.722</b> 59.321 <b>54.287</b> <b>57.114</b> 189.1 31:50.393						
<b>49</b> OKP Alfa Delta Racing Team Fiat 124 CSA 1.Christian ONDRAK GTS26 2.Massimo BORTOLAMI							<b>54</b> GTO Engineering Vauxhall Fireza Magnum 2300 1.Brian WATTS TC24 2.Michael HEWSON 1 3:03.918 1:09.209 <b>55.163</b> <b>59.546</b> 3:03.918 2 2:57.473 <b>57.998</b> 56.751 1:02.724 146.3 6:01.391 3 4:02.911 1:01.665 1:28.245 1:33.001 154.2 10:04.302 4 4:26.567 1:24.376 1:25.647 1:36.544 84.9 14:30.869 5 4:38.568 1:30.253 1:26.323 1:41.992 74.2 19:09.437 6 5:01.801 1:36.476 1:31.888 1:53.437 63.4 24:11.238 7 4:34.444 1:44.620 1:37.150 1:12.674 66.9 28:45.682 8 <b>2:57.223</b> 1:01.482 56.190 59.551 153.1 31:42.905						
<b>50</b> Raceworks Motorsports Ford Zakspeed Escort MK2 1.David TOMLIN TC24 2.Hilary TOMLIN							<b>55</b> John of B Ferrari 512M 1.Mister JOHN OF B TSRC18 2. SIBEL 1 3:17.610 1:20.716 <b>57.385</b> 59.509 3:17.610 2 3:05.275 1:00.631 57.479 1:07.165 173.4 6:22.885 3 4:02.207 1:04.788 1:20.881 1:36.538 140.6 10:25.092 4 4:26.832 1:22.697 1:25.805 1:38.330 105.7 14:51.924 5 4:36.168 1:29.091 1:26.130 1:40.947 86.1 19:28.092 6 5:04.949 1:37.084 1:29.558 1:58.307 63.9 24:33.041 7 4:29.084 1:40.492 1:40.559 1:08.033 65.1 29:02.125 8 <b>2:54.746</b> <b>59.857</b> 57.681 <b>57.208</b> 197.0 31:56.871						
<b>51</b> GTO Engineering Ford Escort RS 1600 1.Ben GILL TC24 2.Dave DIDCOCK							<b>56</b> Classic Evenements Ford GT40 1.Philippe VANDROMME TSRC51 2.Fr d ric VIVIER 1 3:56.747 1:33.858 1:10.632 1:12.257 3:56.747 2 3:42.705 <b>1:11.444</b> 1:13.572 1:17.689 132.9 7:39.452 3 3:46.560 1:16.949 1:13.083 1:16.528 119.9 11:26.012 4 3:45.930 1:15.788 1:13.061 1:17.081 120.9 15:11.942						
1 3:03.362 1:13.003 <b>52.823</b> <b>57.536</b> 3:03.362													





# Modena 100 ore

## Mugello 10.10.2024

### Race - Heat 2

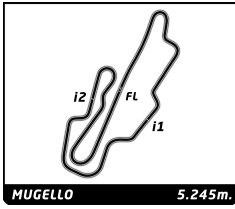
## Sector Analysis

— Invalidated Lap    
 ■ Personal Best    
 ■ Session Best    
 B Crossing the pit lane

Lap	Time	Sector 1	Sector 2	Sector 3	T.Sp	Elapsed	Lap	Time	Sector 1	Sector 2	Sector 3	T.Sp	Elapsed
4	4:26.677	1:24.239	1:25.604	1:36.834	78.9	14:35.011							
5	4:38.331	1:30.097	1:26.070	1:42.164	77.4	19:13.342							
6	5:03.111	1:36.570	1:31.726	1:54.815	66.1	24:16.453							
7	4:30.439	1:43.768	1:37.238	1:09.433	68.4	28:46.892							
8	<b>2:50.672</b>	<b>59.496</b>	<b>53.901</b>	<b>57.275</b>	155.3	31:37.564							

69	1. Hugo DE SADELEER	BMW 2002 TI
	2. Pascal GRUBER	TC19

1	3:11.295	1:13.093	57.893	1:00.309		3:11.295
2	3:00.687	<b>59.676</b>	57.260	1:03.751	185.2	6:11.982
3	4:03.126	1:05.232	1:21.253	1:36.641	143.1	10:15.108
4	4:27.891	1:21.919	1:26.060	1:39.912	101.9	14:42.999
5	4:35.320	1:26.479	1:26.505	1:42.336	89.6	19:18.319
6	5:03.567	1:36.373	1:31.322	1:55.872	77.9	24:21.886
7	4:32.543	1:43.547	1:38.251	1:10.745	58.6	28:54.429
8	<b>2:55.293</b>	59.981	<b>56.670</b>	<b>58.642</b>	189.7	31:49.722


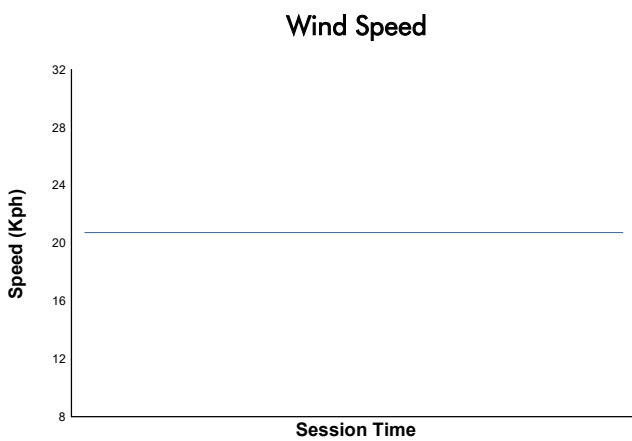
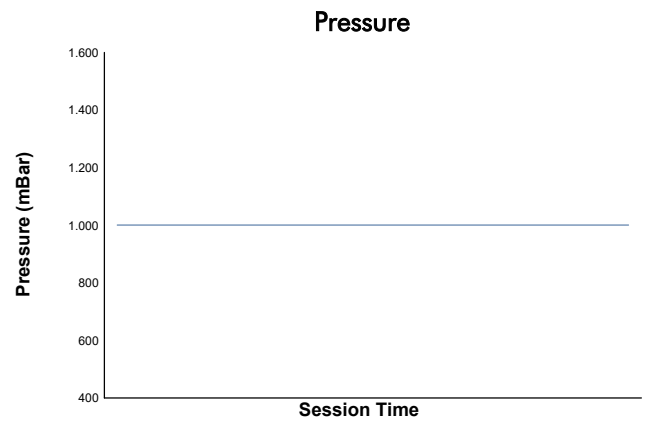
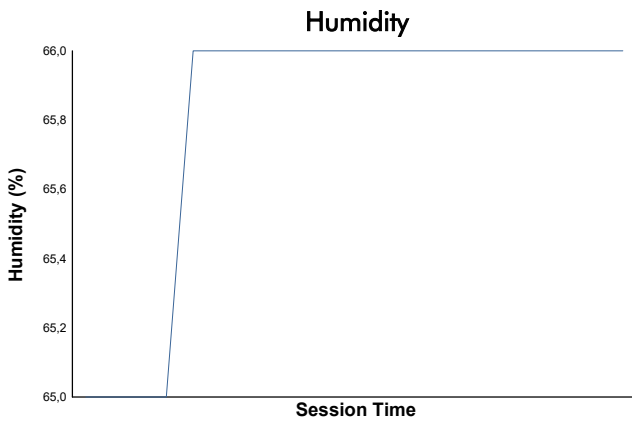
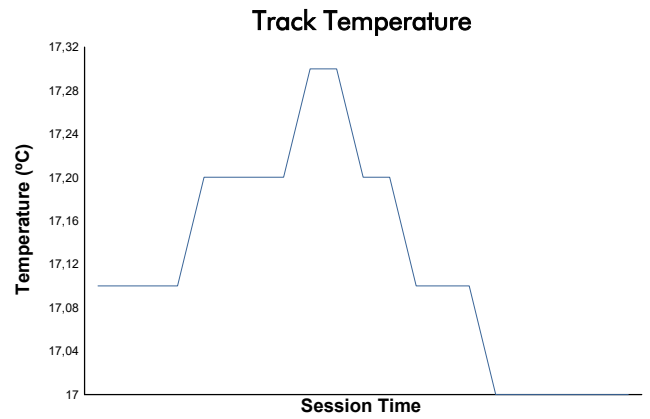
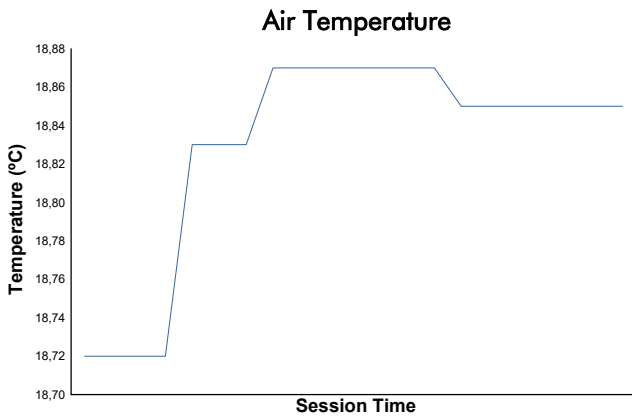


# Modena 100 ore

## Mugello 10.10.2024

### Race - Heat 2

#### Weather Report



Track Status: **WET**